



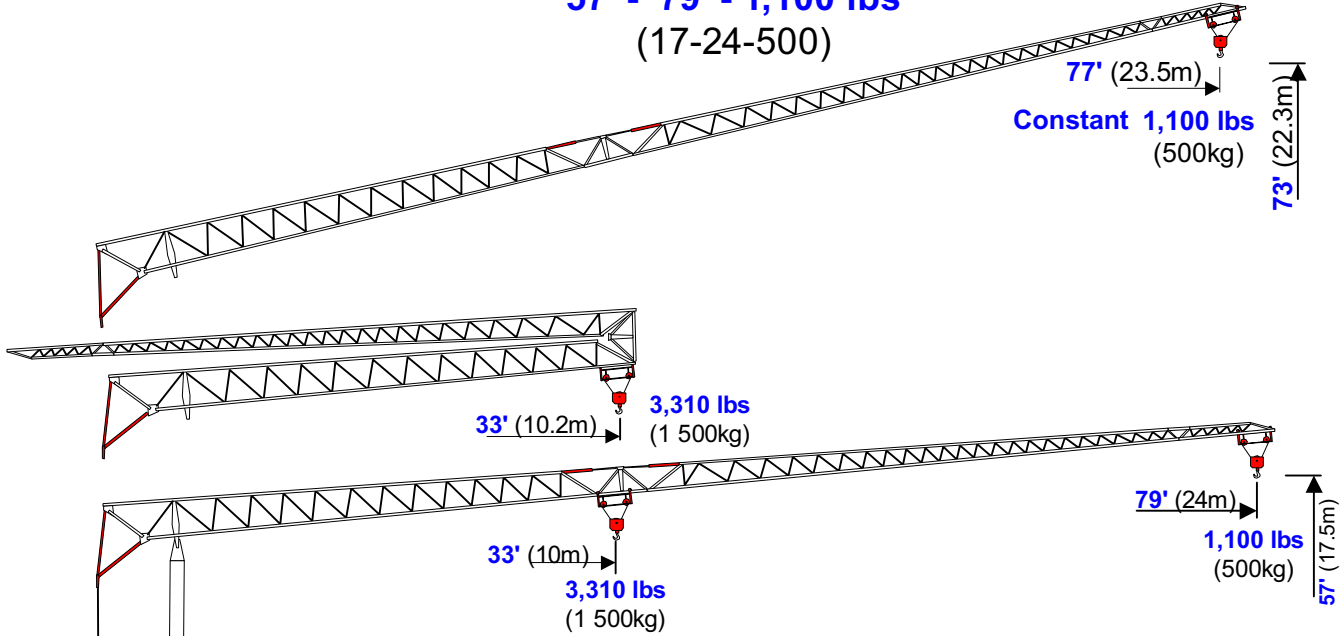
benazzato

Self-Erecting Crane

1179-SC (102)

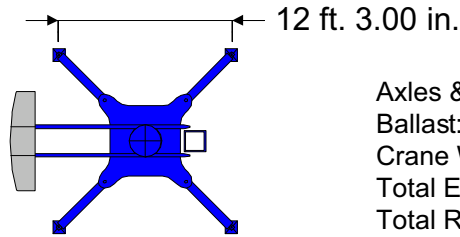
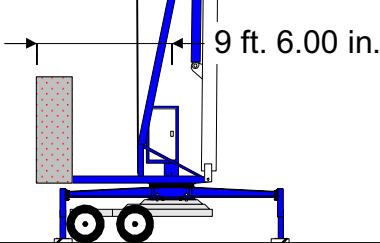


Self-Contained
57' - 79' - 1,100 lbs
 (17-24-500)




Self-Contained
 Electric, Hydraulic Or Air Brakes
 Goose Neck, 5th Wheel Or Pintle Hitch

Power Requirements
 240V, Single Phase



- Axles & Hitch: 4,000 lbs
- Ballast: 11,025 lbs
- Crane Weight: 11,500 lbs
- Total Erected Weight: 26,525 lbs
- Total Road Weight: 26,525 lbs



Hook	ft.	33	36	39	43	46	49	52	59	66	72	79
Radius	meters	10	11	11.9	13.0	14.0	15.0	16.0	18.0	20.0	22.0	24.0
Max	lbs.	3,308	2,922	2,646	2,359	2,150	1,973	1,819	1,577	1,389	1,235	1,103
Capst	tonnes	1.50	1.33	1.20	1.07	0.98	0.90	0.83	0.72	0.63	0.56	0.50

Central Plains Cranes

Call 913-660-4102

info@centralplainscranes www.centralplainscranes