



benazzato

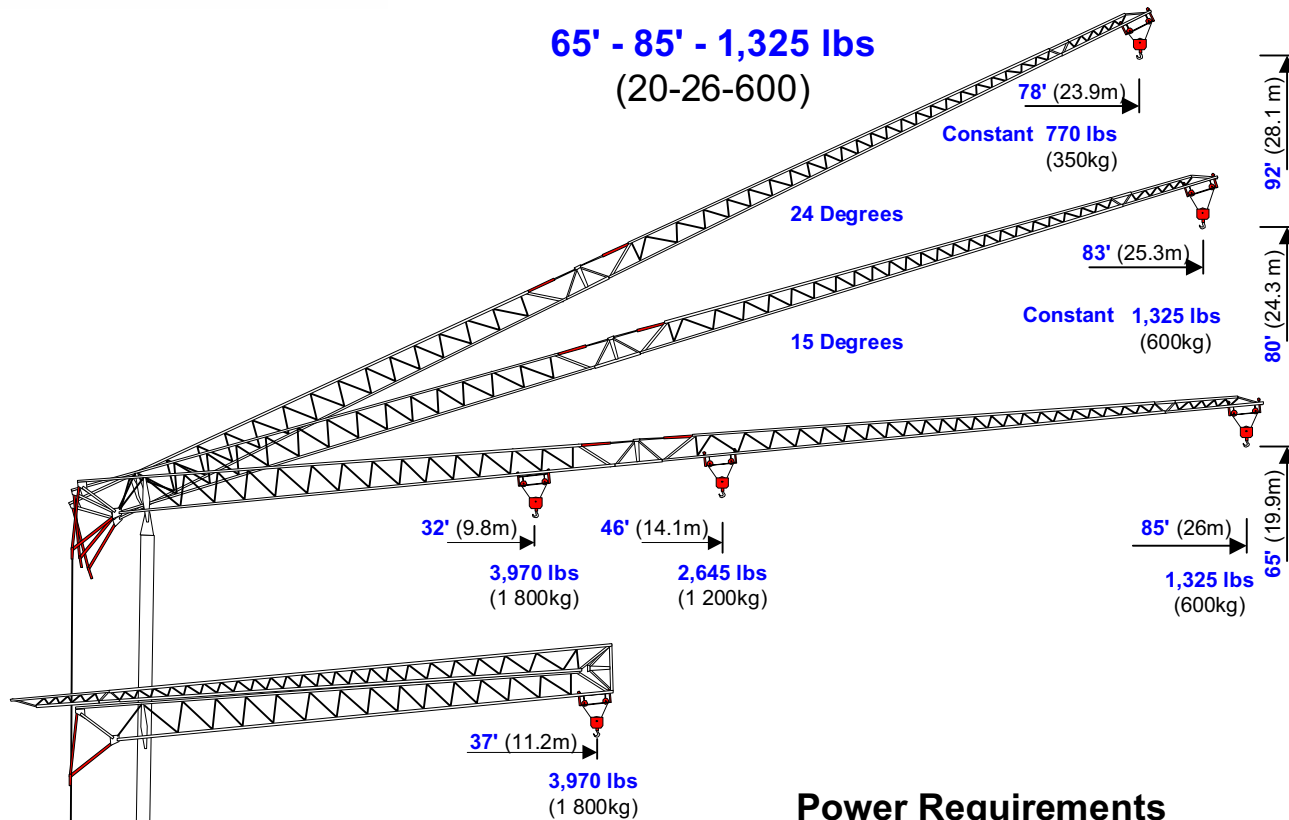
Self-Erecting Crane

1385 (205-S)

Side Block Version

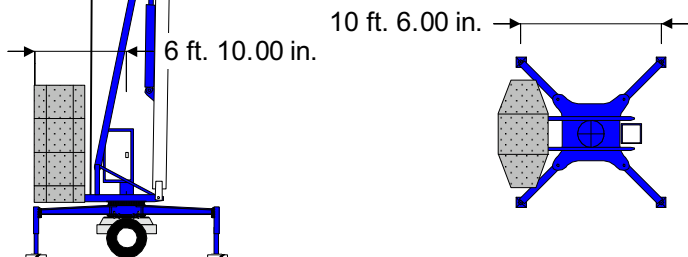


65' - 85' - 1,325 lbs
(20-26-600)

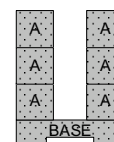


Power Requirements
Single Phase OR Three Phase
240V or 480V

Electric, Hydraulic Or Air Brakes
Goose Neck, 5th Wheel Or Pintle Hitch



Base Ballast Block: X 1 7,280 lbs
A Ballast Blocks: X 6 3,310 lbs
Total Ballast: 27,140 lbs
Crane Weight: 13,450 lbs
Axles & Hitch: 4,000 lbs
Total Erected Weight: 44,590 lbs



Hook	ft.	32	39	43	46	56	62	69	75	79	85
Radius	meters	9.8	12.0	13.0	14.1	17.0	19.0	21.0	23.0	24.0	26.0
Maximum Capacities	lbs.	3,969	3,171	2,900	2,646	2,139	1,874	1,687	1,521	1,455	1,323
	tonnes	1.80	1.44	1.32	1.20	0.97	0.85	0.77	0.69	0.66	0.60

Central Plains Cranes

Call 913-660-4102

info@centralplainscranes www.centralplainscranes