



benazzato

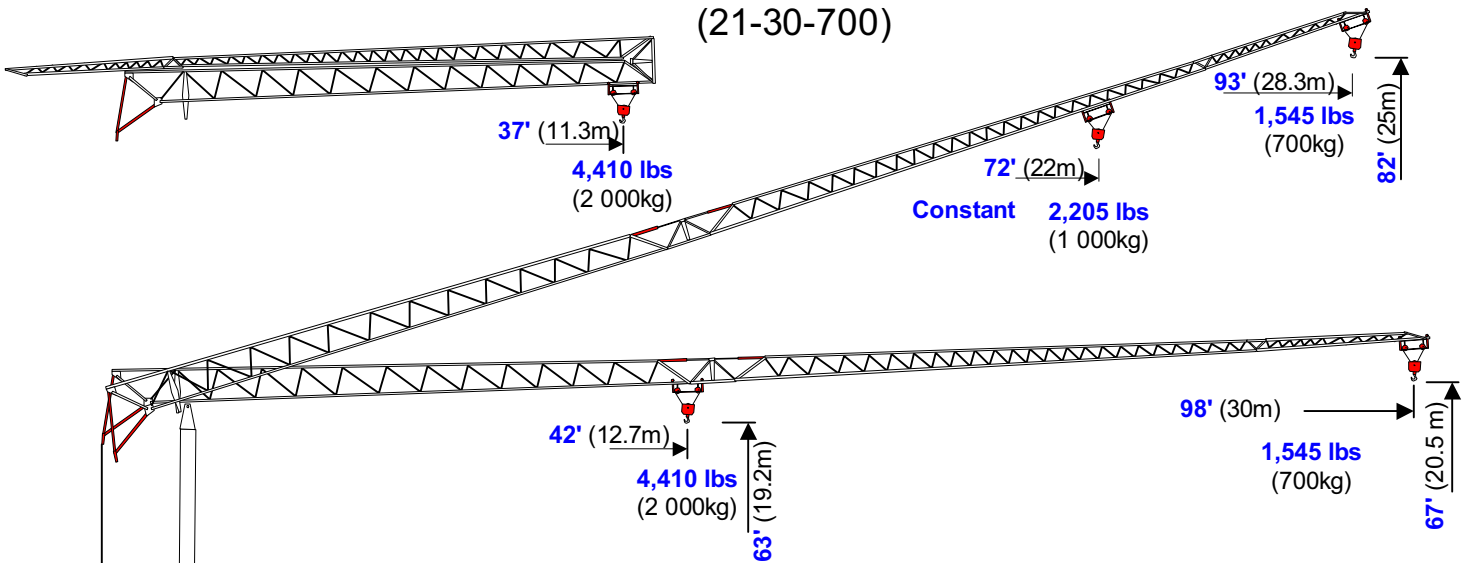


Self-Erecting Crane

1598 (1.201)

67' - 98' - 1,545 lbs

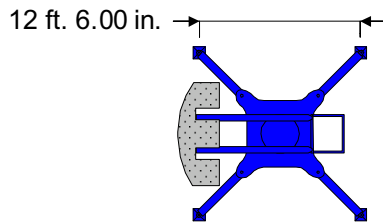
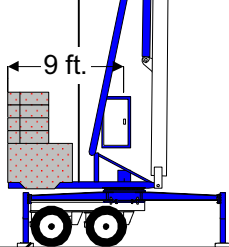
(21-30-700)



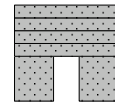
Power Requirements

Single Phase OR Three Phase

240V or 480V



Base Ballast X 2 6,615 lbs
 Ballast Blocks X 4 4,100 lbs
 Total Ballast: 29,630 lbs
 Crane Weight: 21,500 lbs
 Total Erected Weight: 51,130 lbs



| Hook | ft. | 40 | 46 | 52 | 59 | 66 | 72 | 79 | 85 | 92 | 98 |
|--------------------|--------|-------|-------|-------|-------|-------|-------|-------|-------|-------|-------|
| Radius | meters | 12.2 | 14 | 16.0 | 18.0 | 20.0 | 22.0 | 24.0 | 26.0 | 28.0 | 30.0 |
| Maximum Capacities | lbs. | 4,410 | 3,771 | 3,241 | 2,822 | 2,492 | 2,227 | 2,029 | 1,830 | 1,676 | 1,544 |
| | tonnes | 2.00 | 1.71 | 1.47 | 1.28 | 1.13 | 1.01 | 0.92 | 0.83 | 0.76 | 0.70 |

Central Plains Cranes

Call 913-660-4102

info@centralplainscranes www.centralplainscranes